

Offensive Playbook

Run Game: 28/29 Power



Run Game Organization

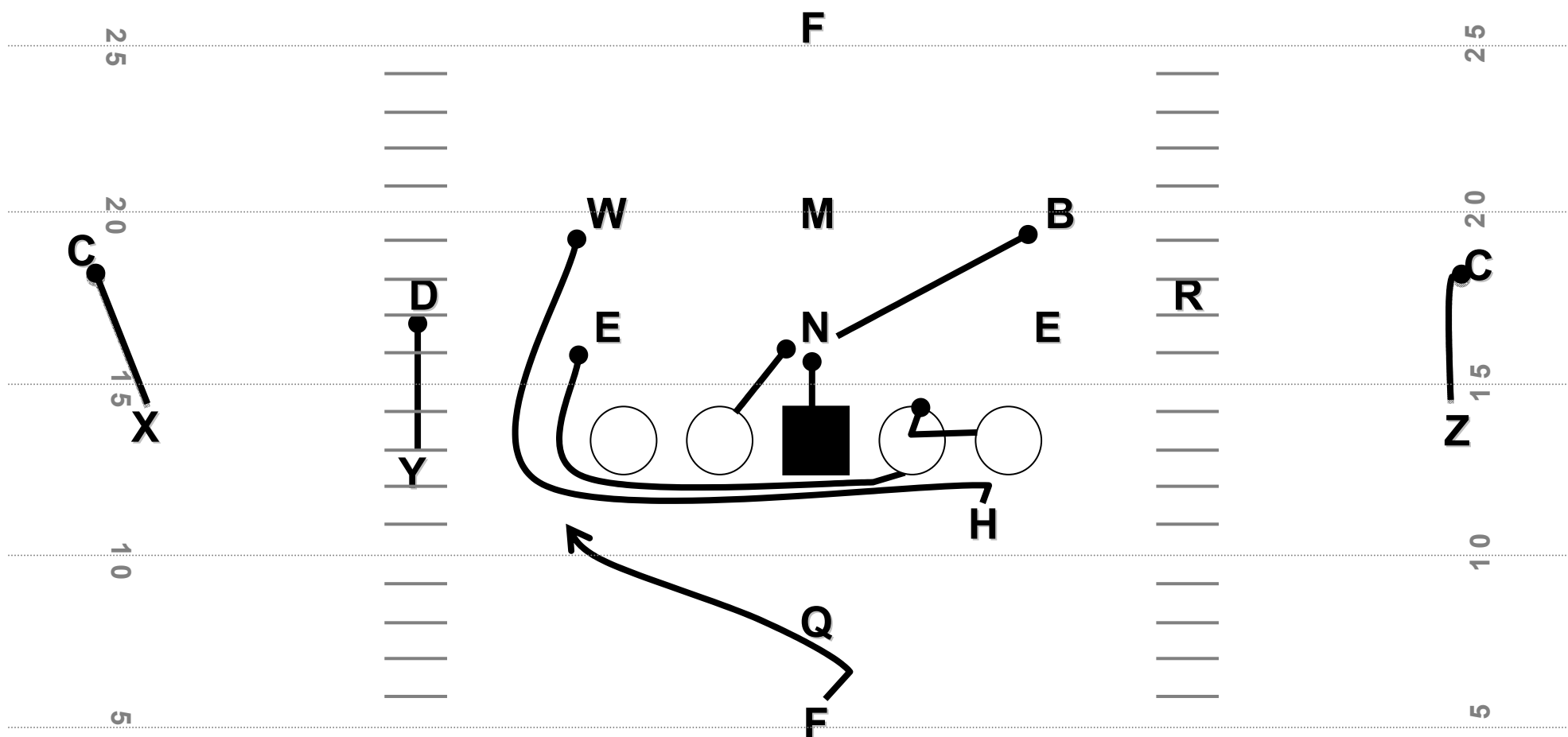
Series	Description
0 - 9	1-Back Zone
10 - 19	Lead Zone
20 - 29	Power Series
30 - 39	Split Flow Zone
40 - 49	Gap & Triple Option

28 & 29

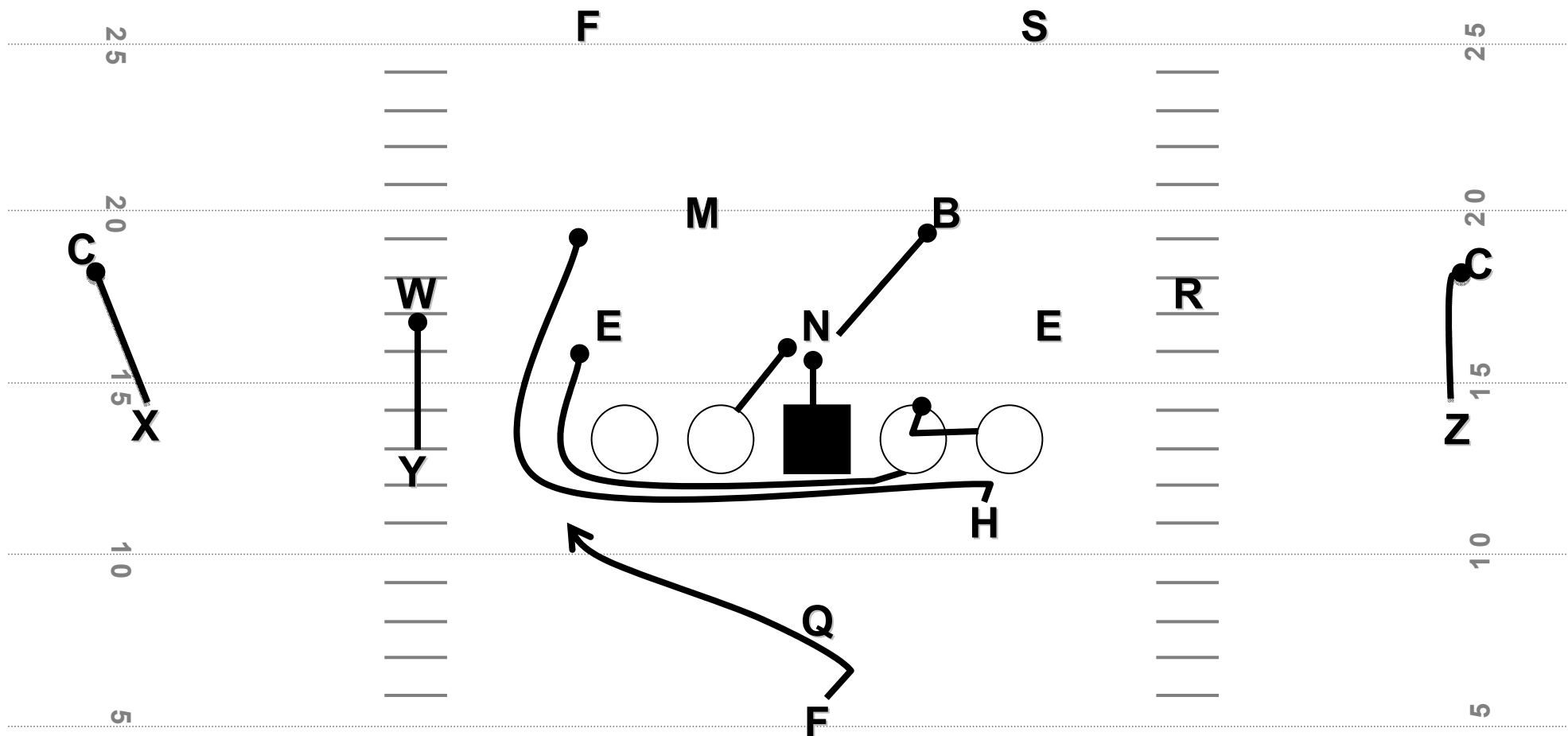
“Bounce” Run off 22/23.

Position	Base Rules
WRs	<ul style="list-style-type: none"> ▪ Outside WRs: MDM (Most Dangerous Man) ▪ Inside WRs: Line up with inside foot splitting the defender and pin him inside. If he slides farther outside, drive him outside at the snap.
PST/PSG	<ul style="list-style-type: none"> ▪ Gap to far LB. Double the first DL playside to far LB if applicable. ▪ Alert for “Back-Back” and “Bear” Calls.
Center	<ul style="list-style-type: none"> ▪ Gap to far LB. Double the first DL playside to far LB if applicable. ▪ Alert For “Back-Back,” “Bear,” “Chevy,” & “Dig” Calls.
BSG	<ul style="list-style-type: none"> ▪ Pull & log the first defender outside the PST down-block. ▪ Trap Path = Bucket & Run. As the DE closes to “Trap the Trapper,” make contact with head outside.
BST	<ul style="list-style-type: none"> ▪ Pull check (fill hole left by pulling Guard). Alert for “Chevy” and “Dig” calls.
H	<ul style="list-style-type: none"> ▪ Adjust alignment out 1 step. Jab step then pull, following the BSG. Log (pull up short, measure, then attack) the first LB in the box playside.
F	<ul style="list-style-type: none"> ▪ Line up in Pistol, plus one step back. Step & collect backside (same as 26). Counter back and receive the ball playside over the top of the QB. Stay tight and follow the H on the bounce. Cut north/south ASAP.
QB	<ul style="list-style-type: none"> ▪ Pistol: Open to F, giving him the midline. Pivot to 6 o’clock and hand the ball off on the playside. Boot away from the play.

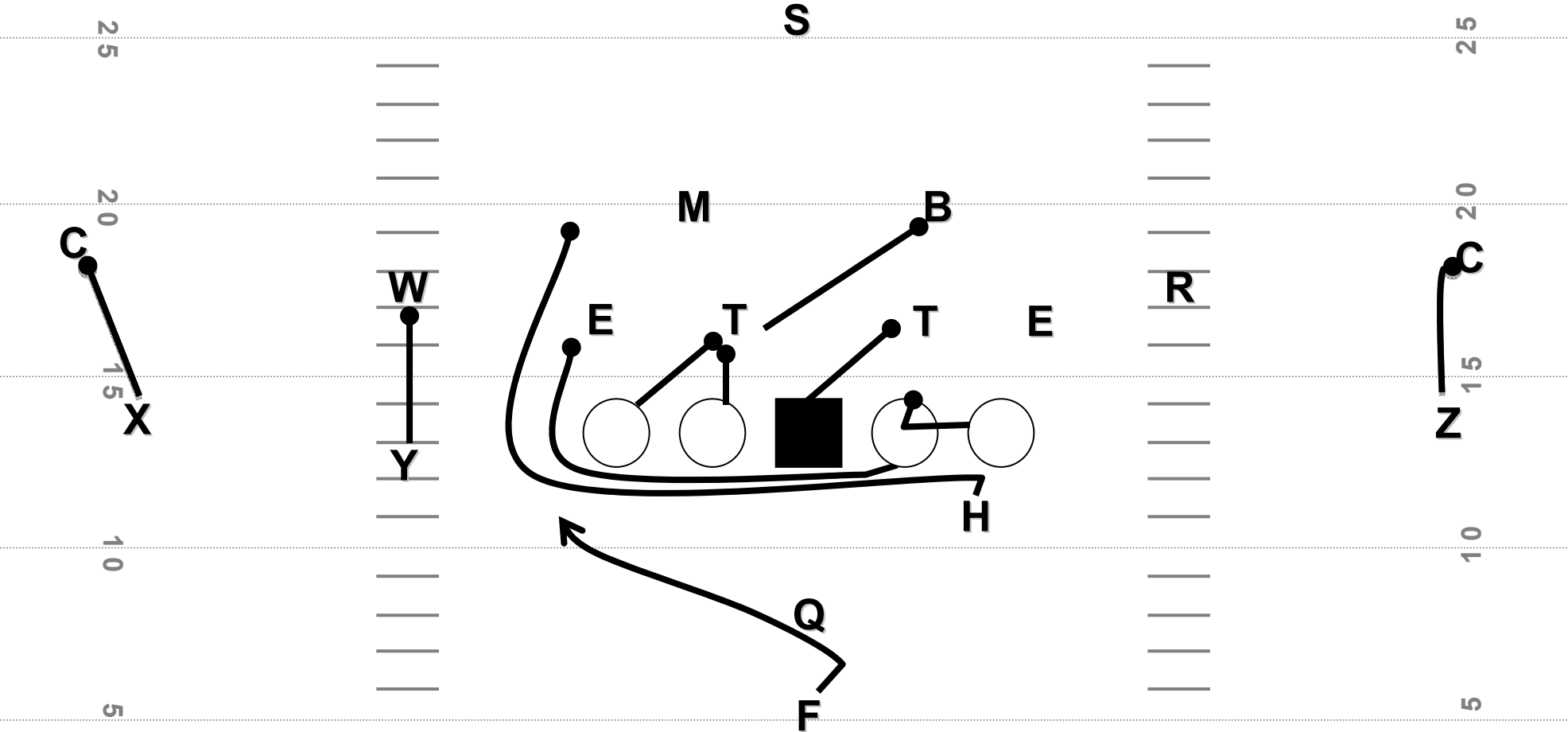
Orange Left 29 vs Odd Stack



Orange Left 29 vs Okie



Orange Left 29 vs Even Stack

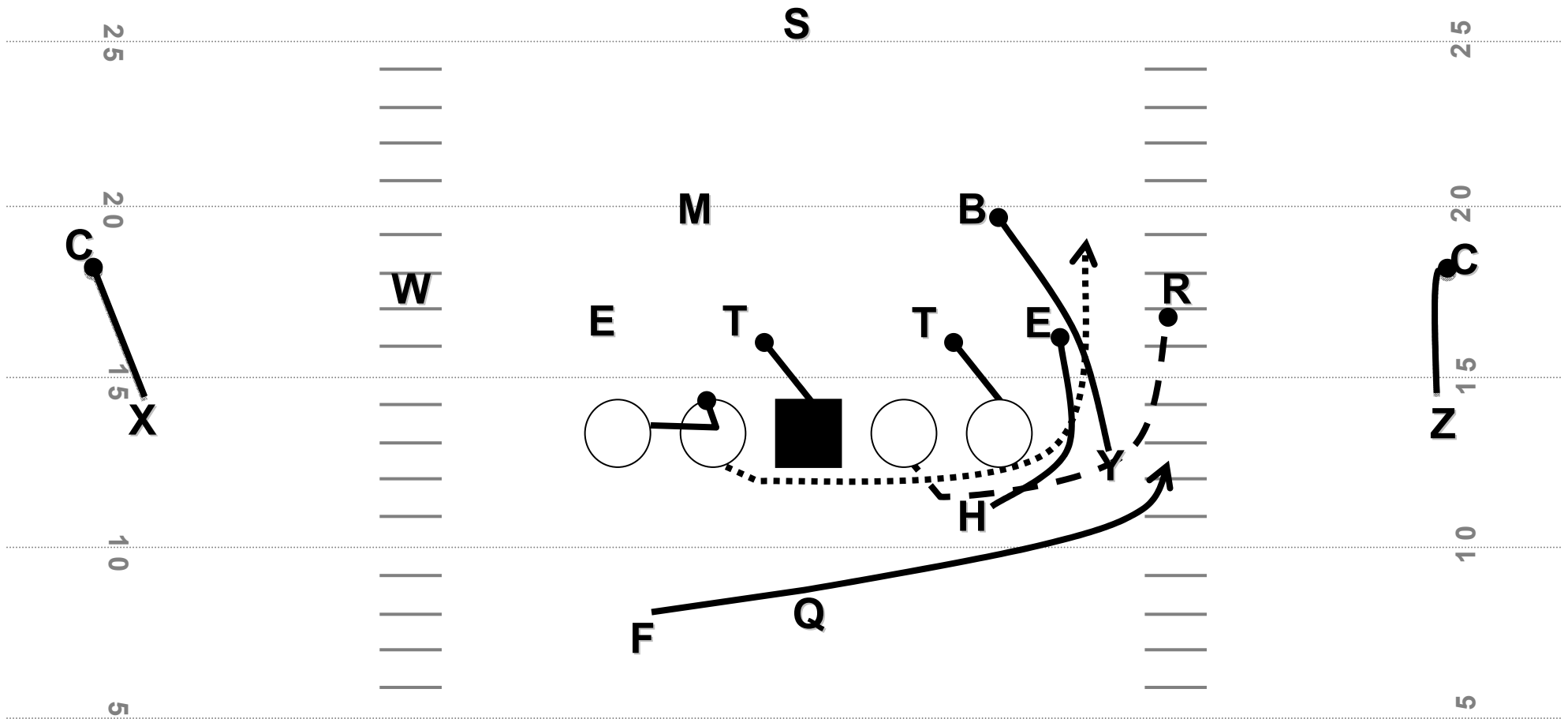


28/29 Hand Sweep

Sweep run off 28/29 Power look.

Position	Base Rules
X/Z	<ul style="list-style-type: none"> ▪ Playside: MDM (Most Dangerous Man) Backside: Cutoff
Y	<ul style="list-style-type: none"> • Line up 5 yards from the PST. Crack the first LB in the box. If he blitzes, go to next ILB.
PST	<ul style="list-style-type: none"> ▪ Gap to far LB. If PSG is covered, you are solo. If anything crosses your face, block it.
PSG	<ul style="list-style-type: none"> ▪ Pull, gaining depth on 2nd step & kick out the LB/DB over the slot WR.
Center	<ul style="list-style-type: none"> ▪ On – away
BSG	<ul style="list-style-type: none"> ▪ Pull & seal the inside part of the tunnel w/ the Y. Eyes on backside ILB for run-through.
BST	<ul style="list-style-type: none"> ▪ Pull check, alert for “Chevy” & “Dig” calls. Can’t be lazy; <i>must</i> move down quickly and get inside leverage on the block.
H	<ul style="list-style-type: none"> ▪ Seal the DE.
F	<ul style="list-style-type: none"> ▪ Soft pocket for the handoff. Follow the BSG up and through the hole.
QB	<ul style="list-style-type: none"> ▪ Secure the handoff to the F. Boot away from the play.

King 28 Hand Sweep vs Even Stack



King 28 Hand Sweep vs Okie

